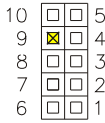


35-USB-02

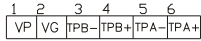
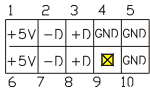
USB WIRE PIN ASSIGNMENT

| | | |
|----|--------|----------|
| 1 | RED | ① +5V |
| 2 | WHITE | ① -D |
| 3 | GREEN | ① +D |
| 4 | BLUE | ① GROUND |
| 5 | BROWN | ① GROUND |
| 6 | ORANGE | ② +5V |
| 7 | YELLOW | ② -D |
| 8 | GRAY | ② +D |
| 10 | BLACK | ② GROUND |



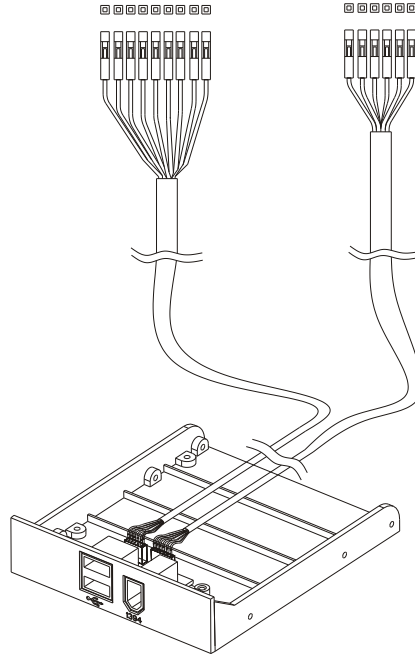
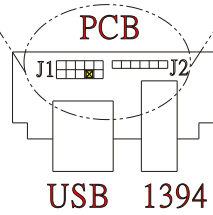
1394 WIRE PINASSIGNMENT

| | | |
|---|--------------|------|
| 1 | WHITE | VP |
| 2 | WHITE+BLACK | VG |
| 3 | YELLOW+BLACK | TPB- |
| 4 | GREEN | TPB+ |
| 5 | YELLOW | TPA- |
| 6 | BLUE | TPA+ |



J1

J2



USB + 1394
BRACKET