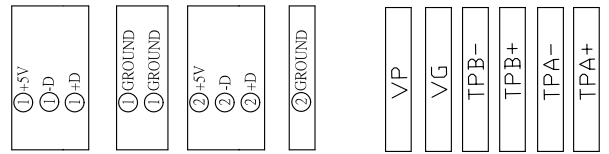
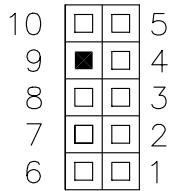


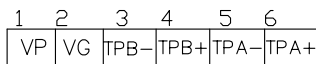
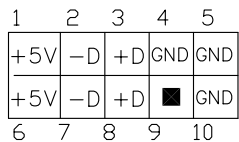
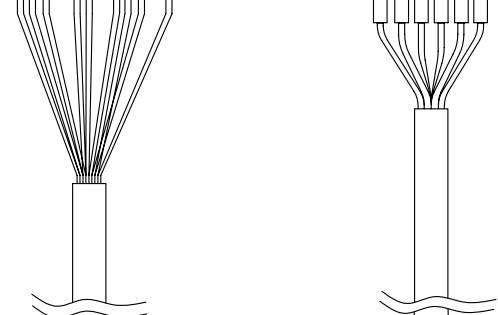
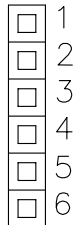
### USB WIRE PIN ASSIGNMENT

1	RED	① +5V
2	WHITE	① -D
3	GREEN	① +D
4	BLUE	① GROUND
5	BROWN	① GROUND
6	ORANGE	② +5V
7	YELLOW	② -D
8	GRAY	② +D
10	BLACK	② GROUND



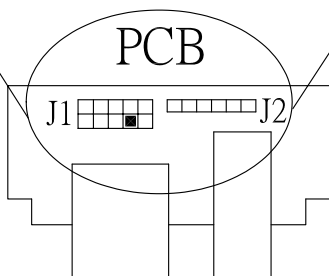
### 1394 WIRE PINASSIGNMENT

1	WHITE	VP
2	WHITE+BLACK	VG
3	YELLOW+BLACK	TPB-
4	GREEN	TPB+
5	YELLOW	TPA-
6	BLUE	TPA+

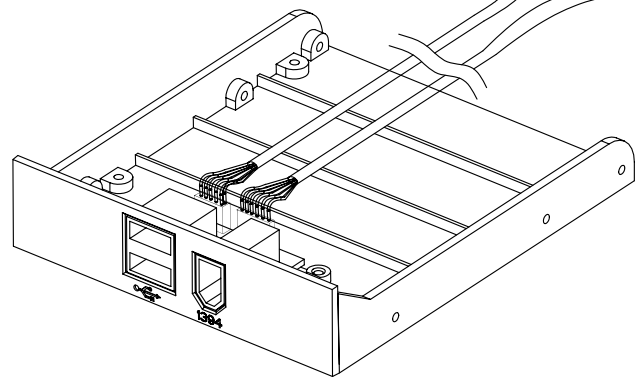


J2

J1



USB 1394



USB + 1394  
BRACKET